

NOTES

1. ALL NEW WELLS HAVE LOCATED BEAMS SUCH ASSOCIATED EQUIPMENT INCLUDING (BUT NOT LIMITED TO) AN ODU, A MEDIA CONVERTER AND 3G MODEM

NO.	DATE	DESCRIPTION	BY	CHECKED



Meriton Lodge 1 44 01784 91671
 Bailey Road 1 44 01784 02460
 Romney
 H1 5G1 5SW e info@mtggroup.co.uk
 United Kingdom w www.mtggroup.co.uk



PROJECT
 BR210N
 LAKEBEAN ODU
 BROUWNEY LAKE, LAKEBEAN

TOWER ELEVATION

SCALE	DATE	ISSUE	NO.

1250/100/GA/303

LPA APPLICATION

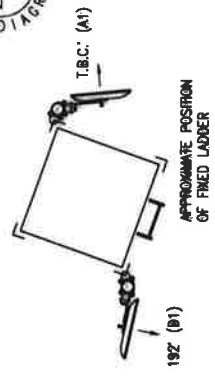
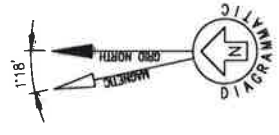
PROPOSED TOWER LOCATION



VIEW OF SITE

ANTENNA KEY

REFERENCE	EXISTING/ PROPOSED	OPERATOR	ANTENNA TYPE	BEARING	HEIGHT TO ξ	STATUS	COMMENTS
D1	PROPOSED	SSE	WALPI-15	192°	30m	NEW	SUPPLIED BY OWNERS
A1	PROPOSED	SSE	T.B.C.*	T.B.C.*	25m	NEW	SUPPLIED BY OWNERS



ANTENNA D1 PLAN

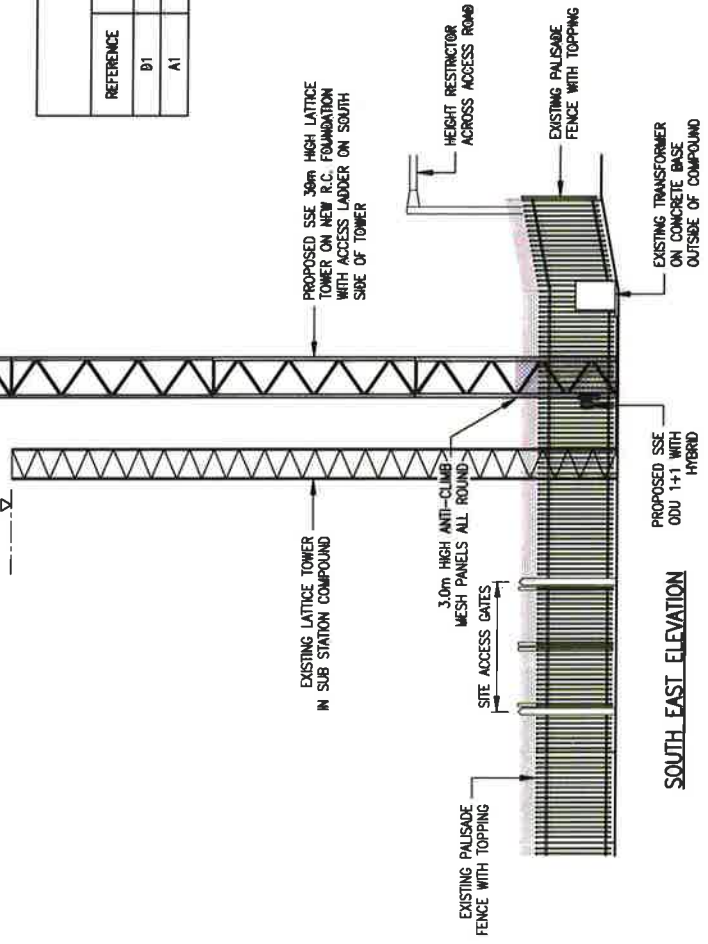
PROPOSED SSE 0.6m DISH (BEARING 192°)
 ON 114.3m CHS POLE FIXED TO TOWER

PROPOSED DISH HEIGHT APPROX. 30m AGL

TOP OF STRUCTURE APPROX. 30m AGL

PROPOSED SSE 0.6m FLAT PANEL
 ANTENNA ON 114.3 CHS POLE
 FIXED TO TOWER APPROX. 25m AGL

HEIGHT OF EXISTING TOWER 18m A.G.L.



SCALE BAR 1:150